


Fact sheet

Termix VX Compact 28

District heating substation for indirect heating with electronic controls. Designed for wall-mounting.



Application

The Termix VX Compact 28 is a complete solution for space heating with optimal safety, efficient energy transfer, service-friendly construction and a compact design. The substation is applicable, if a heat exchanger is required or on a conversion to district heating, where the existing equipment is unsuitable for direct connection. The Termix VX Compact 28 substation is ideal, where a high level of security against burst pipes and water damage in the heating system is required.

District heating (DH)

The district heating circuit is prefabricated with a flow controller with integrated control valve, thermometers and ball valves.

Heating (HE)

The heating circuit consists of a plate heat exchanger, safety valve, manometer, thermometers, ball valves, drain valve, air valve and circulation pump.

The heating temperature is controlled by an electronic controller with an outdoor temperature sensor. Depending on the application, different heat exchangers dimensioned for central or floor heating can be used.

Domestic hot water (DHW)

Termix VX Compact 28 is supplied with connection pipes for a DHW tank on the supply line.

Options

Termix VX Compact 28 can be delivered with white-lacquered steel cover or with filling line.

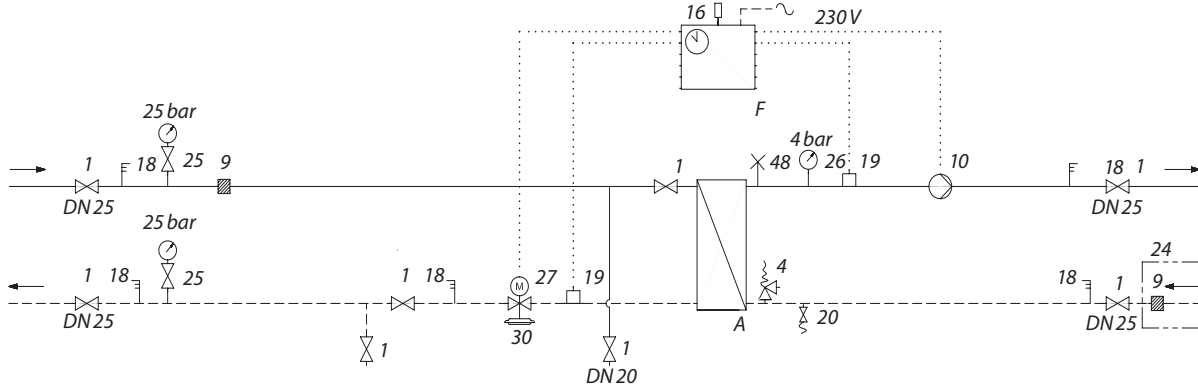
Construction

All pipes are made of stainless steel. The connections are made by nuts and gaskets. Other information about other required components

FEATURES AND BENEFITS

- Substation with high efficiency brazed plate heat exchangers for properties of between 1 to 30 apartments, made from acid-proof stainless steel
- Wall-mounted construction
- Suitable for new buildings as well as renovation projects
- Small, lightweight, compact construction
- Electronic controllers for heating and domestic hot water systems
- Advanced gasket system - primary side
- Fast and reliable delivery
- Danfoss substations and heat exchangers are manufactured according to European Pressure Directive PED 9979797/23/WE

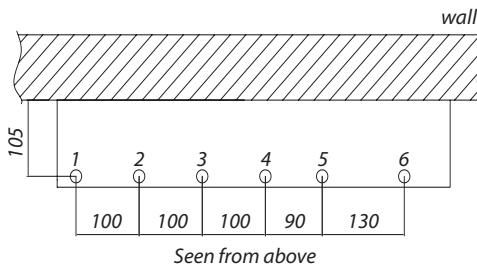
CIRCUIT DIAGRAM - EXAMPLE



- | | | | |
|----|-------------------------|----|-------------------------------|
| A | Plate heat exchanger HE | 19 | Surface sensor |
| F | Electronic controller | 20 | Filling/drain valve |
| 1 | Ball valve | 24 | Delivered loose with unit |
| 4 | Safety valve | 25 | Manometer with ball valve |
| 9 | Strainer | 26 | Manometer |
| 10 | Circulation pump | 27 | Actuator |
| 16 | Outdoor sensor | 30 | Flow control w. control valve |
| 18 | Thermometer | 48 | Air escape, manual |

Technical parameters:

Nominal pressure: PN 16
 DH supply temperature: $T_{max} = 120\text{ }^{\circ}\text{C}$
 Brazing material (HEX): Copper
 Weight: approx. 50 kg
 Insulation: EPP λ 0.039
 Dimensions (mm)
 Without cover: H970 x W620 x D420
 With cover: H970 x W640 x D522
 Electrical supply: 230V AC



Connections:

1. District heating (DH) supply
2. District heating (DH) return
3. Heating (HE) supply
4. Heating (HE) return
5. Tank (DHW) supply
6. Tank (DCW) return

Connection sizes:

DH + HE G 1" (int. thread)

Options:

- Cover
- Filling line

CAPACITY, WEIGHT AND DIMENSIONS

Substation type Termix VX Compact 28	Heating capacity [kW]	Heating circuit primary [°C]	Heating circuit secondary [°C]	Pressure loss primary [kPa]	Flow rate primary [l/h]	Flow rate secondary [l/h]
VX-1	45	80/55	50/70	50	1580	1974
VX-1	50	100/62	60/80	50	1168	2204
VX-1	50	120/71	70/90	50	899	2210
VX-1	80	90/46	40/70	50	1625	2333
VX-2	75	80/55	50/70	50	2652	3290
VX-2	80	100/62	60/80	50	1868	3525
VX-2	80	120/71	70/90	50	1439	3536
VX-2	110	90/46	40/70	50	2187	3205
VX-3	95	80/55	50/70	50	3314	4168
VX-3	100	100/62	60/80	50	2317	4403
VX-3	100	120/71	70/90	50	1793	4420
VX-3	140	90/46	40/70	50	2757	4079

Gemina Termix A/S · Member of the Danfoss Group · Navervej 15-17 · DK-7451 Sunds · Denmark
 Tel.: +45 9714 1444 · Fax: +45 9714 1159 · mail@termix.dk · www.heating.danfoss.com

Danfoss can accept no responsibility for possible errors in catalogues, brochures and other printed material. Danfoss reserves the right to alter its products without notice. This also applies to products already on order provided that such alterations can be made without consequential changes being necessary in specifications already agreed. All trademarks in this material are property of the respective companies. Danfoss and the Danfoss logotype are trademarks of Danfoss A/S. All rights reserved.