


Fact sheet

Termix VX with complete insulation

Indirect substation for single and multi-family houses with up to 7 apartments



Application

The Termix VX is a complete solution for space heating with optimal safety, efficient energy transfer, service-friendly construction and a compact design. The substation is used if a heat exchanger is required or on a conversion to district heating where the existing equipment is unsuitable for direct connection. The Termix VX substation is ideal, when a high level of security against burst pipes and water damage in the heating system is required.

District heating (DH)

The substation is prefabricated with a differential pressure controller, fitting piece and sensor pockets for insertion of a heat meter as well as strainers and ball valves.

Heating (HE)

The heating side consists of a stainless steel plate heat exchanger, safety valve, manometer, thermometers, ball valves, drain valve, air valve, expansion vessel and circulation pump. The temperature of the heating can be controlled thermostatically or by an electronic temperature controller with an outdoor temperature sensor. Depending on the application, dif

ferent heat exchangers dimensioned for central or floor heating can be used. As an option the substation can be equipped with a thermostat with safety monitor. This is possible only for substations with electronic temperature controller.

Domestic hot water (DHW)

The substation is supplied with connection pipes for a hot water tank on the primary side of the heat exchanger.

Construction

All pipes are made of stainless steel. The connections are made by nuts and gaskets. The Termix VX is completed by a white steel cover in attractive modern design.

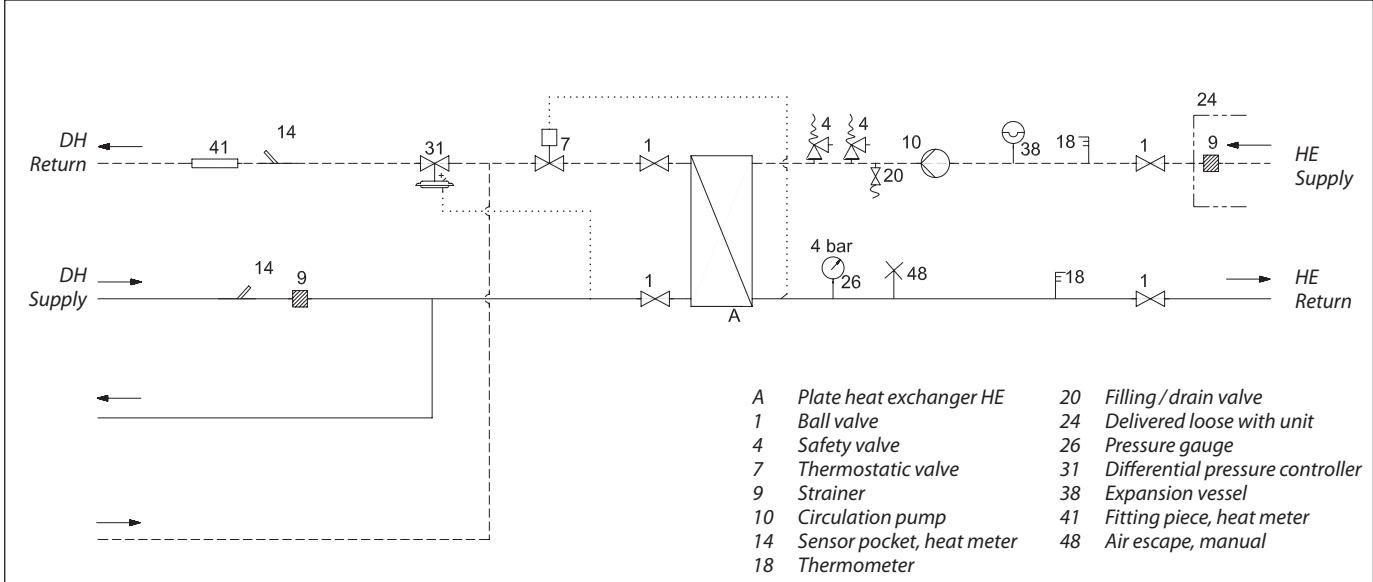
Insulation

The Termix VX comes complete with a fully insulated cover thus minimising the heat loss of the unit.

FEATURES AND BENEFITS

- Substation for single and multi-family houses
- Indirect heating, connections for domestic hot water tank
- Thermostatic or electronic regulation of heating (HE) temperature
- Capacity: 18 – 54 kW heating
- Minimum space required for installation
- Pipes and plate heat exchanger made of stainless steel
- Low heat loss

CIRCUIT DIAGRAM - EXAMPLE



Technical parameters:

Nominal pressure: PN 10*
 DH supply temperature: $T_{max} = 120\text{ }^{\circ}\text{C}$
 Brazing material (HEX): Copper
 *PN 16 versions are available on enquiry

Weight incl. cover: 30 kg
 (incl. packing)

Cover: Anthracite grey EPP

Dimensions (mm):

With insulation:
 H800 x W530 x D375

Connections:

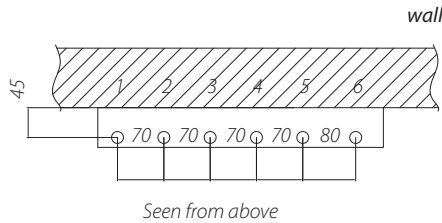
1. District heating (DH) supply
2. District heating (DH) return
3. Heating (HE) supply
4. Heating (HE) return
5. Cylinder supply
6. Cylinder return

Connection sizes:

DH + HE: G $\frac{3}{4}$ (int. thread)

Options:

- Separate mixing circuit
- Possibility for electronic controller
- Room thermostat
- Zone valve with actuator
- Air screw (DH supply)



HEATING : CAPACITY EXAMPLES

Substation type	Heating capacity [kW]	Supply/Return flow primary [°C]	Heating circuit [°C]	Flow rate primary l/h	dp min [kpa]	Flow rate secondary l/h	Residual pump head [kPa]
VX-1	12	70/40	60/35	353	30	418	31
	24	90/45	70/40	470	45	699	19
VX-2	19	70/40	60/35	553	30	662	52
	35	90/45	70/40	674	45	1019	30
VX-3	31	70/40	60/35	906	30	1080	41
	50	90/45	70/40	956	45	1455	25

Gemina Termix A/S · Member of the Danfoss Group · Navervej 15-17 · DK-7451 Sunds · Denmark
 Tel.: +45 9714 1444 · Fax: +45 9714 1159 · mail@termix.dk · www.heating.danfoss.com

Danfoss can accept no responsibility for possible errors in catalogues, brochures and other printed material. Danfoss reserves the right to alter its products without notice. This also applies to products already on order provided that such alterations can be made without consequential changes being necessary in specifications already agreed. All trademarks in this material are property of the respective companies. Danfoss and the Danfoss logotype are trademarks of Danfoss A/S. All rights reserved.